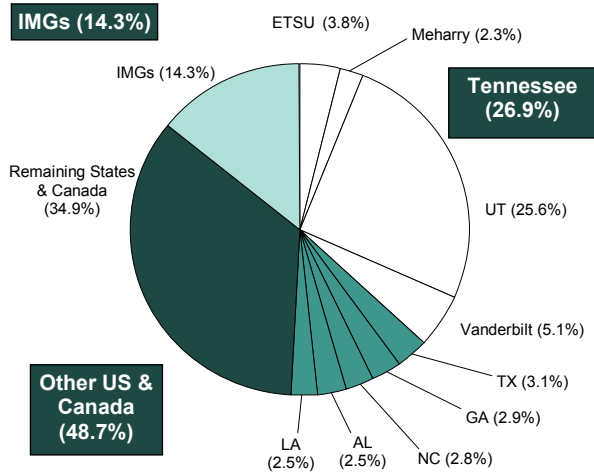


2005 TENNESSEE PHYSICIANS: MEDICAL SCHOOL TRAINING

Tennessee, Other U.S. States & Canada, and International Medical Graduates

This profile highlights the medical school backgrounds of the 12,074 physicians practicing in Tennessee (TN) in 2005. Thirty-seven percent (36.8%; 4,449) of Tennessee physicians completed medical school in Tennessee, including over a

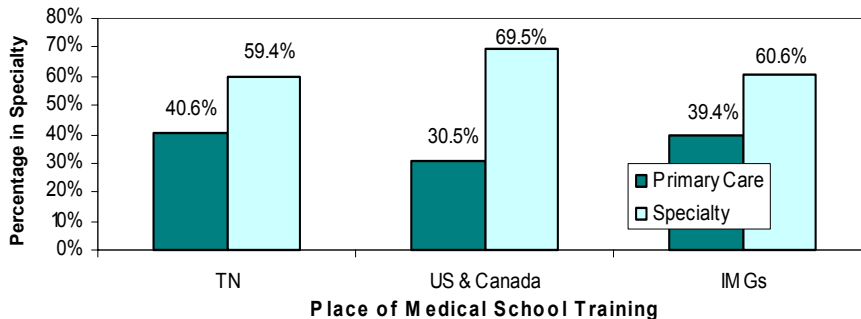
FIGURE 1: MEDICAL SCHOOL LOCATION OF ACTIVE LICENSED TENNESSEE PHYSICIANS, 2005



quarter (25.6%) who were educated at the University of Tennessee. Nearly half (48.7%; 5,898) of Tennessee physicians completed their medical training in other US states and Canada, while 14.3% (1,727) are international medical graduates (IMGs) who completed their medical training outside of the US and Canada.

◀ See Figure 1 and notes for details.

FIGURE 2: SPECIALTY CHOICE OF ACTIVE TN PHYSICIANS BY MEDICAL SCHOOL LOCATION



LOCATION

In Tennessee, a larger proportion of IMGs (17.6%) indicate a primary practice location in a non-metropolitan county than Tennessee graduates (14.4%) or graduates from other US states and Canada (10.5%). A larger percentage of IMGs (5.7%) also report a location in whole county Health Professional Shortage Areas (HPSAs) relative to graduates of Tennessee (2.0%) and other US and Canadian medical schools (1.3%).

AGE & GENDER

The average age of physicians varies little by medical school location. Graduates of Tennessee medical schools have an average age of 50.7 years, compared to IMGs (49.6) and graduates from other US states and Canada (48.6). A smaller proportion of Tennessee graduates are women (18.9%), compared to graduates from other US states and Canada (20.7%) and IMGs (24.3%).

SPECIALTY

Tennessee graduates (40.6%) and IMGs (39.4%) are more likely than graduates from other US states and Canada (30.5%) to report a specialty in primary care.

◀ See Figure 2 and notes for definition of primary care.

TABLE 1: ACTIVE TN PHYSICIAN PRACTICE SETTING BY LOCATION OF MEDICAL SCHOOL

| Practice Setting | % of TN | % of US & Canada | % of IMGs | % of Total |
|--------------------------------|---------|------------------|-----------|------------|
| Self-Employed Solo Practice | 17.3% | 13.1% | 17.5% | 15.3% |
| Group Practice | 47.2% | 43.5% | 27.5% | 42.3% |
| Two Physician Practice - Owner | 4.9% | 4.0% | 3.8% | 4.3% |
| HMO | 0.1% | 0.1% | 0.0% | 0.1% |
| Hospital | 3.5% | 4.9% | 6.5% | 4.7% |
| Medical School | 2.5% | 5.2% | 3.6% | 4.0% |
| Locum Tenens | 0.1% | 0.2% | 0.1% | 0.1% |
| Other Patient Care | 21.6% | 26.0% | 34.8% | 25.7% |
| Other | 1.1% | 0.9% | 1.5% | 1.1% |
| No Classification | 1.6% | 2.1% | 4.9% | 2.3% |

Each column adds up to 100%.

NOTES: Physicians are active, in-state, nonfederal, non-resident-in-training physicians licensed in Tennessee as of October 31, 2005. Primary care includes a primary specialty of family practice, general practice, internal medicine, obstetrics/gynecology, or pediatrics. The 155 Canadian graduates were grouped with the US graduates because of their similar training background.

Sources: AMA Masterfile, October 31, 2005; Area Resource File, 2005.

This fact sheet was compiled by the Southeast Regional Center for Health Workforce Studies at the Cecil G. Sheps Center for Health Services Research, University of North Carolina at Chapel Hill.

PRACTICE SETTING

The majority of Tennessee physicians practice either in group (42.3%) or solo practices (15.3%). IMGs (27.5%) are significantly less likely than graduates of Tennessee (47.2%) or other US & Canadian medical schools (43.5%) to work in group practices. Other US & Canadian graduates (13.1%) are less likely to work in solo practices than Tennessee graduates (17.3%) and IMGs (17.5%). Over 25% of Tennessee physicians list other patient care activities as their major professional activity, including 34.8% of IMGs, 21.6% of Tennessee graduates, and 26.0% of other US & Canadian graduates.

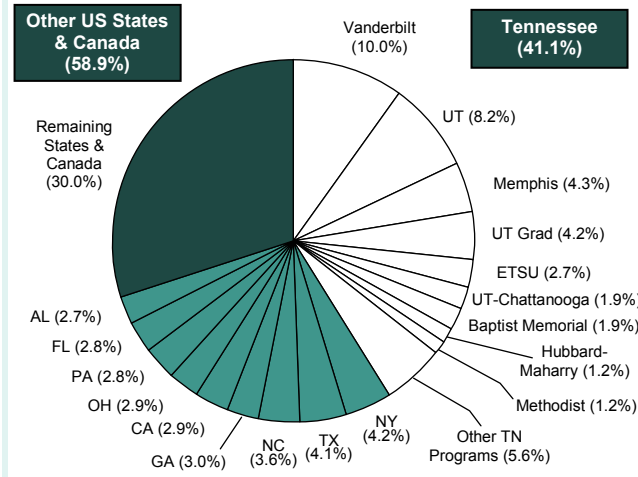
◀ See Table 1.

2005 TENNESSEE PHYSICIANS: RESIDENCY TRAINING

Tennessee and Other U.S. States & Canada

This profile highlights the postgraduate or residency backgrounds of the 12,074 physicians practicing in Tennessee in 2005¹. Forty-one percent (41.1%; 4,794) of Tennessee physicians completed their residency training in Tennessee. Programs at

FIGURE 3: RESIDENCY SCHOOL LOCATION OF ACTIVE LICENSED TENNESSEE PHYSICIANS, 2003



Vanderbilt, University of Tennessee, and Memphis accounted for 64.7% of Tennessee trained physicians. The remaining 58.9% (6,871) of Tennessee physicians completed their residency training in other US states and Canada, including over 4% each from Texas and New York.

◀ See Figure 3 and notes for details.

¹Residency data were missing for 409 physicians; percentages are based on the 11,665 physicians for whom residency training information was available. Five physicians completed their residencies in Canada.

LOCATION

Tennessee trained physicians (12.4%) are slightly less likely than physicians trained out-of-state (13.3%) to indicate a primary practice location in a non-metropolitan county. Similar proportions (2.2%) of both groups report a location in whole county Health Professional Shortage Areas (HPSAs).

| Nonmetropolitan County | |
|-----------------------------|-------|
| TN Residency | 12.4% |
| Other US & Canada Residency | 13.3% |
| Part County HPSA | |
| TN Residency | 73.9% |
| Other US & Canada Residency | 66.6% |
| Whole County HPSA | |
| TN Residency | 2.2% |
| Other US & Canada Residency | 2.2% |

AGE & GENDER

The average age of physicians varies little by residency training location. Graduates of both Tennessee and out-of-state training programs have an average age of 49.5 years. A slightly larger proportion of Tennessee residency trained physicians are women (23.4%), compared to physicians trained outside of Tennessee (18.7%).

SPECIALTY

More Tennessee residency trained physicians (43.5%) than physicians trained out-of-state (30.2%) report a primary care specialty.

See Figure 4 and notes for definition of primary care. ▶

FIGURE 4: SPECIALTY CHOICE OF ACTIVE TN PHYSICIANS BY RESIDENCY TRAINING LOCATION

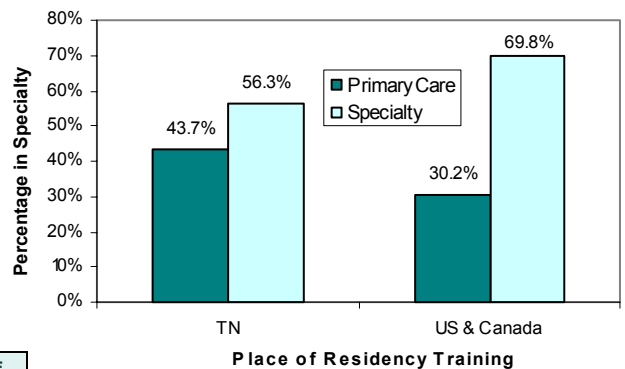


TABLE 2: ACTIVE TN PHYSICIAN PRACTICE SETTING BY RESIDENCY TRAINING LOCATION

| Practice Setting | % of TN | % of Other US & Canada | % of Total |
|--------------------------------|---------|------------------------|------------|
| Self-Employed Solo Practice | 15.4% | 15.2% | 15.3% |
| Group Practice | 42.8% | 42.4% | 42.6% |
| Two Physician Practice - Owner | 4.6% | 4.1% | 4.3% |
| HMO | 0.1% | 0.1% | 0.1% |
| Hospital | 3.7% | 5.2% | 4.6% |
| Medical School | 3.0% | 4.6% | 4.0% |
| Locum Tenens | 0.1% | 0.2% | 0.1% |
| Other Patient Care | 26.2% | 25.4% | 25.7% |
| Other | 1.0% | 1.2% | 1.1% |
| No Classification | 3.1% | 1.7% | 2.3% |

Each column adds up to 100%.

NOTES: Physicians are active, in-state, nonfederal, non-resident-in-training physicians licensed in Tennessee as of October 31, 2005. Primary care includes a primary specialty of family practice, general practice, internal medicine, obstetrics/gynecology, or pediatrics. Residency data were missing for 409 physicians; percentages are based on the 11,665 physicians for whom residency information was available. Five Canadian residents were grouped with the US residents because of their similar training background. When multiple residencies were listed, the most recent residency location was used.

Sources: AMA Masterfile, October 31, 2005; Area Resource File, 2005.

This fact sheet was compiled by the Southeast Regional Center for Health Workforce Studies at the Cecil G. Sheps Center for Health Services Research, University of North Carolina at Chapel Hill.

PRACTICE SETTING

The majority of Tennessee physicians practice either in group (42.3%) or solo practices (15.3%). Similar proportions of Tennessee trained physicians and out of state-trained physicians work in group and solo practices. Over 25% of Tennessee physicians list other patient care activities as their major professional activity, including 26.2% of Tennessee trained physicians, and 25.4% of other US & Canadian trained physicians.

◀ See Table 2.